

**KUBOTA  
GL SERIES**

**POWER AND RELIABILITY  
YOU CAN COUNT ON.**




**Diesel Engine Generators  
CSA Certified  
7 kW - 11 kW**

**For Earth, For Life**  
**Kubota**

# KUBOTA GL SERIES – LOWBOY II

At the heart of the LOWBOY II Series are two vertical type SUPER MINI diesel engines, the Z482 and D722. These Tier 4 Final emission certified engines make the generators environmentally friendly while keeping their compact and low body design.

## LOWBOY II Features



## Compact Design

The design of the LOWBOY II Series is based on the compact design of the original LOWBOY two-pole horizontal type diesel engine generator. By direct coupling the engine crankshaft with the cooling fan, this series keeps the same low profile as the original LOWBOY generator.


## Cleaner Emission

The diesel engines selected to power the LOWBOY II Series are the Z482 and the D722 which are Tier 4 certified engines. Both the Z482 and D722 are USA EPA emission certified.



## Lower Noise Levels

The large-capacity radiator is used to reduce fan related noise by direct coupling its crankshaft with the slower-speed fan. The large capacity, built-in muffler helps reduce exhaust related noise. The longer air cleaner hose reduces air suction related noise. The inlet vent is placed in an ideal location to reduce noise coming from the enclosure's opening.



## CSA Certified

The LOWBOY II Kubota generators are CSA certified. Kubota has worked with the CSA Group to test the LOWBOY II generators to ensure that they meet all of the required standards.



## Access Terminals for ATS Make Wiring Easy

Access terminals are located behind the control panel allowing for the ability to connect Automatic Transfer Switches (ATS).



# FEATURES



GL11000

## IMPROVED RELIABILITY

Generator and engine are direct-coupled to ensure a more reliable power supply with minimum power loss.

Large-capacity fuel tank (28L / 7.4 U.S. gal.) enables longer continuous operation on a single tank.

The waveform distortion is kept to a minimum by the skewed rotor, while the damper winding protects the generator during short circuits, regulates voltage fluctuations during condensive loads, and withstands load fluctuations during condensive and non-linear loads (GL11000 only).

## EASY MAINTENANCE

One-side maintenance to reduce the operator's work load. (Maintenance checks for oil, fuel, battery and cooling water levels.)

Larger-capacity oil pan employed to stretch the oil change intervals up to 200 operating hours. Reduces the running cost for the generator owner.

Generator and engine are direct-coupled. Eliminated the cog-belt, so there is no need to replace or adjust.

## SAFETY FEATURES

Double circuit protectors. In addition to the overall circuit protector, each receptacle also has a circuit protector that will shut the engine down to prevent it from overcurrent damages.

Protective covers on all moving parts (for the engine's cooling fan and the generator).

Automatically shuts the engine down in case the water temperature rises excessively or the oil pressure drops below a safe level.

Equipped with a starter safety relay to prevent the starter from engaging again after the engine starts up (a safety feature).

Double element air cleaners are standard equipment. Ideal for heavy-duty application in dusty environments.

## WIDE APPLICATION

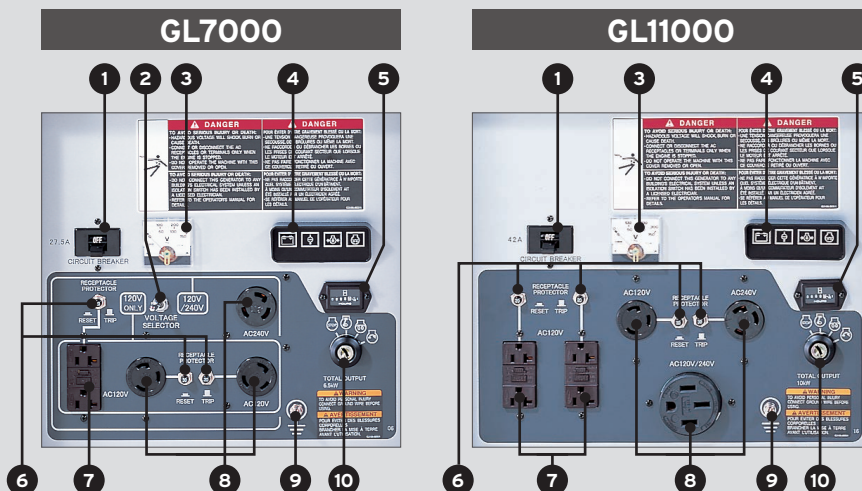
An access terminal to connect to the ATS (Automatic Transfer Switches) is standard equipment. Applicable for stationary use as well.

Enhanced transportability with special forklift openings on the base of the machine, and the one-point lifting eye.

**GL7000:** Full-power switch is standard equipment. Two sockets (30A + 30A) to take out the full 120V power.

**GL11000:** 50A receptacle is standard equipment. Can provide up to 42A from a single socket, and 83A in total from multiple sockets.

## Control Panel



- 1 Supplementary protector
- 2 Voltage selection switch
- 3 Volt meter
- 4 Easy checker (battery charge, glow lamp, oil pressure, radiator temperature)
- 5 Hour meter
- 6 Appliance component protectors
- 7 AC receptacle (GFCI)
- 8 AC receptacle
- 9 External ground terminal
- 10 Start-stop key switch



GENERATOR		UNIT	GL7000	GL11000
Type		-	Rotating field single-phase AC generator	
Frequency		Hz	60	
Standby Output		kVA (kW)	7.0 (7.0)	11.0 (11.0)
Prime Output		kVA (kW)	6.5 (6.5)	10.0 (10.0)
Voltage - Single Phase		V	120/240	
Armature Connection		-	Series	Series
Phase / Wire		-	1/4	1/3
Power Factor		-	1.0	
Number of Poles		-	2	
Insulation		Class	Rotor coil, class F; Stator coil, class B	
Type of Coupling		-	Direct coupled	
AMPS				
Single Phase 120V		A	54.2	83.3
Single Phase 240V		A	27.1	41.7
NUMBER OF RECEPTACLES				
5-20RA (GFCI)		-	1	2
L5-30R		-	2	1
L6-30R		-	1	1
14-50R		-	0	1
DIESEL ENGINE				
Type		-	Vertical, 4 cycle, liquid cooled, Tier 4 certified, diesel engine	
Model		-	Z482	D722
Number of Cylinders		-	2	3
Bore x Stroke		mm (in.)	67.0 x 68.0 (2.6 x 2.7)	67.0 x 68.0 (2.6 x 2.7)
Displacement		L (cu. in.)	0.479 (29.2)	0.719 (43.9)
Engine Speed		rpm	3600	3600
Continuous Rated Output		kW (HP)	8.1 (10.9)	12.2 (16.3)
Lubricant (API classification)		-	Above CD grade	Above CD grade
Oil Capacity		L (qts)	2.2 (0.58)	3.4 (0.9)
Coolant Capacity		L (qts)	3.7 (0.98)	4.1 (1.1)
Starting System		-	Electric - 12 volt DC	
SET				
Fuel			Diesel Fuel No.2 (ASTM D975)	
Fuel Consumption	100% Load	L/hr (gal./hr)	2.6 (0.69)	4.1 (1.09)
	75% Load	L/hr (gal./hr)	2.1 (0.55)	3.3 (0.86)
	50% Load	L/hr (gal./hr)	1.7 (0.45)	2.7 (0.71)
	25% Load	L/hr (gal./hr)	1.4 (0.38)	2.2 (0.59)
Fuel Tank Capacity		L (gal.)	28.0 (7.4)	28.0 (7.4)
Continuous Operating Hours	100% Load	h	10.0	7.0
	75% Load	h	13.3	8.5
	50% Load	h	16.5	10.4
	25% Load	h	20.0	12.7
Battery (Ah/5h)		-	38B20R (12V x 28 Ah)	55B24R (12V x 36 Ah)
Dimensions L x W x H		mm	1066 x 618 x 698	1281 x 618 x 698
		(in.)	(41.97 x 24.3 x 27.5)	(50.4 x 24.3 x 27.5)
Approximate Net Weight		kg (lb.)	262 (577.6)	318 (701.0)
Sound Level (Full load at 23 ft. (7mi))		dB (A)	66.0	68.0
Emergency Stop System		-	In case of abnormal oil pressure, water temperature, or when the access terminal cover is opened (terminal type only)	